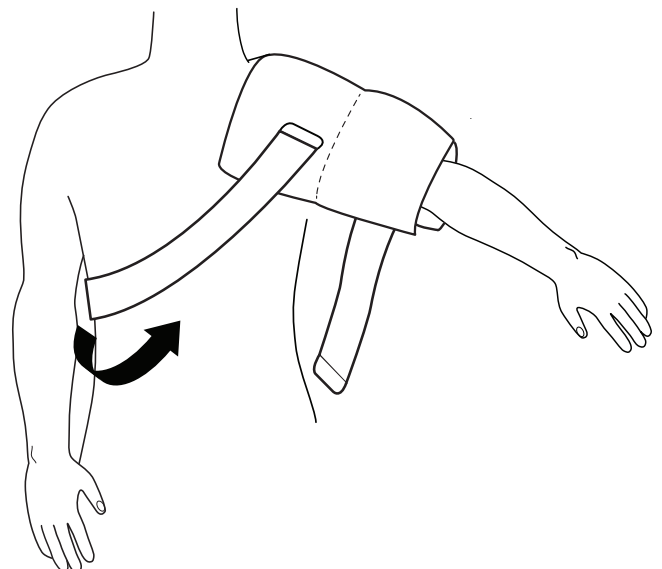
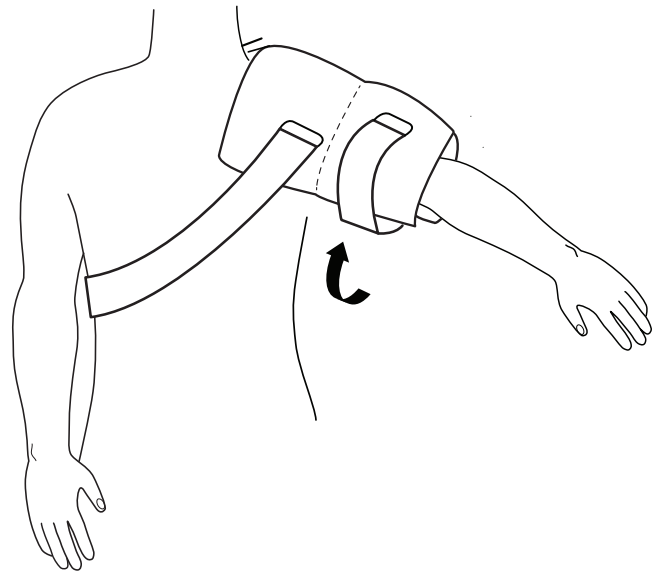
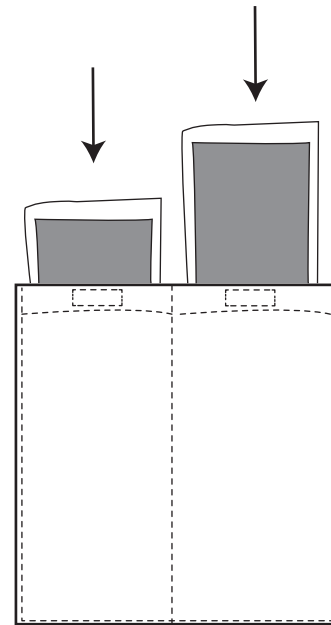


Polar Care Gel Wrap Shoulder

APPLICATION INSTRUCTIONS

1. Remove wrap and insert gel packs into pockets.
Note: Place gel packs into freezer until frozen
2. Place wrap over affected shoulder.
3. The attached strap wraps around the upper arm to secure in place. Attach the longer strap to the wrap and pull around chest and secure back onto the wrap.
4. Hook tabs may be adjusted for shoulder contour.
5. Adjust straps accordingly for comfort.
6. Never apply a frozen or heated pack directly onto the skin.
7. Always follow your physician's or healthcare provider's specific cold therapy treatment.



Breg, Inc.
2885 Loker Ave. E, Carlsbad, CA 92010 USA
Toll Free Tel: 1-800-321-0607
Local: +1-760-795-5440 Fax: +1-760-795-5295
www.Breg.com
© 2016 Breg, Inc. All rights reserved.

M.2617 Rev A 03/16