

# Sling & Swathe Universal

## Application Instructions

1. Position sling against rib cage. Bring web straps straight up and over the patient's shoulders. Place affected arm through the sling (figure 1) .

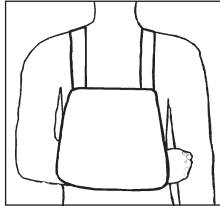


figure 1

2. Criss cross both straps against the patient's back (figure 2) .

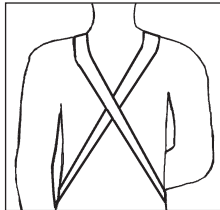


figure 2

3. Attach hook straps to the front of the sling in a criss cross motion supporting the affected arm (figure 3) .

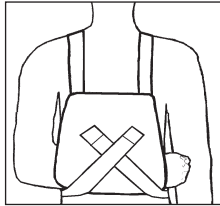


figure 3

4. Secure arm against the body by attaching the swathe strap to the sling. Place one end of the strap to the sling. Encircle the affected arm and bring around the patient's back and under the non-affected arm. Secure loose end to the front of the sling (figure 4) .

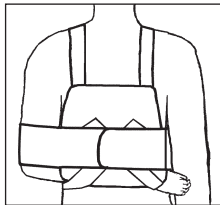


figure 4

### Washing Instructions

Join hook and loop. Machine wash in cold water with mild detergent. Air dry.



Manufactured For:

Breg, Inc.  
2611 Commerce Way  
Vista, CA 92081 U.S.A.  
P: 800-321-0607  
F: 800-329-2734

www.breg.com  
Breg is an Orthofix company

AW - 1.94012 Rev B 0411

# Sling & Swathe Universal

## Application Instructions

1. Position sling against rib cage. Bring web straps straight up and over the patient's shoulders. Place affected arm through the sling (figure 1) .

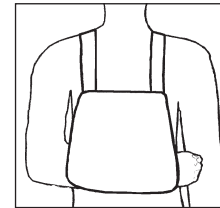


figure 1

2. Criss cross both straps against the patient's back (figure 2) .

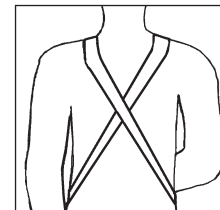


figure 2

3. Attach hook straps to the front of the sling in a criss cross motion supporting the affected arm (figure 3) .

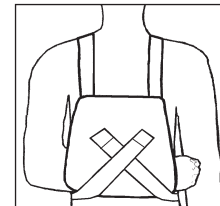


figure 3

4. Secure arm against the body by attaching the swathe strap to the sling. Place one end of the strap to the sling. Encircle the affected arm and bring around the patient's back and under the non-affected arm. Secure loose end to the front of the sling (figure 4) .

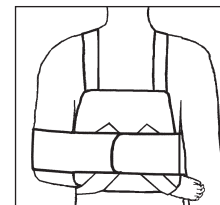


figure 4

### Washing Instructions

Join hook and loop. Machine wash in cold water with mild detergent. Air dry.



Manufactured For:

Breg, Inc.  
2611 Commerce Way  
Vista, CA 92081 U.S.A.  
P: 800-321-0607  
F: 800-329-2734

www.breg.com  
Breg is an Orthofix company

AW - 1.94012 Rev B 0411

# Sling & Swathe Universal

## Application Instructions

1. Position sling against rib cage. Bring web straps straight up and over the patient's shoulders. Place affected arm through the sling (figure 1) .

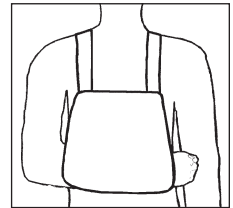


figure 1

2. Criss cross both straps against the patient's back (figure 2) .

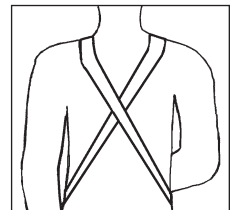


figure 2

3. Attach hook straps to the front of the sling in a criss cross motion supporting the affected arm (figure 3) .

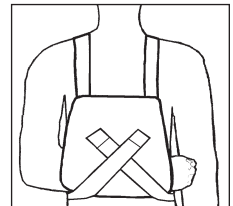


figure 3

4. Secure arm against the body by attaching the swathe strap to the sling. Place one end of the strap to the sling. Encircle the affected arm and bring around the patient's back and under the non-affected arm. Secure loose end to the front of the sling (figure 4) .

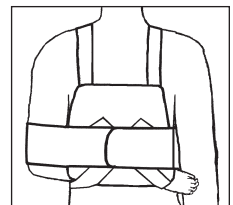


figure 4

### Washing Instructions

Join hook and loop. Machine wash in cold water with mild detergent. Air dry.



Manufactured For:

Breg, Inc.  
2611 Commerce Way  
Vista, CA 92081 U.S.A.  
P: 800-321-0607  
F: 800-329-2734

www.breg.com  
Breg is an Orthofix company

AW - 1.94012 Rev B 0411