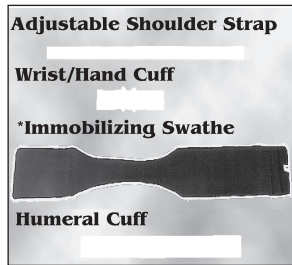


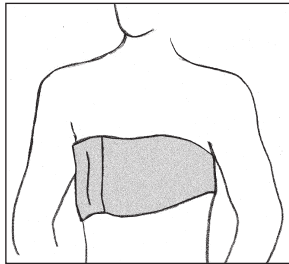
# Deluxe Straight Shoulder Immobilizer

## APPLICATION INSTRUCTIONS

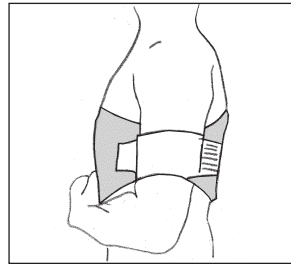


**STEP 1** Separate components from the immobilizing swathe for ease of application.

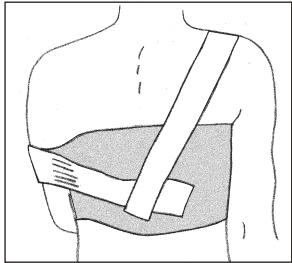
*\* Female immobilizing swathe pictured*



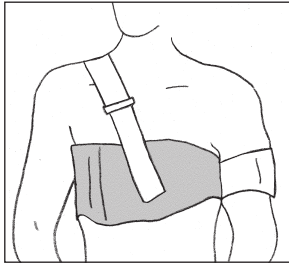
**STEP 2** Secure immobilizing swathe around chest area with cut out portion under the arm that is to be immobilized. (Place cut out portion under breasts on female).



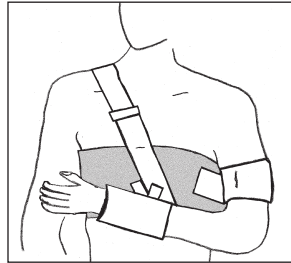
**STEP 3** Attach humeral cuff to immobilizing swathe securing with hook closure. Place shorter strap around arm and secure by wrapping the long strap over the arm and fastening in back.



**STEP 4** Place adjustable shoulder strap over unaffected shoulder and secure to the back of the immobilizing swathe.



**STEP 5** Adjust shoulder strap for length and secure to front of the immobilizing swathe.



**STEP 6** Secure wrist/hand cuff to immobilizing swathe. Wrap and secure wrist as shown above.



Manufactured For:

BREG, Inc. 2611 Commerce Way | Vista, CA 92081

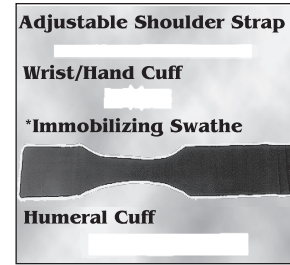
P: 800.321.0607 | F: 800.FAX.BREG

www.breg.com

AW- 1.00303 Rev A 1210

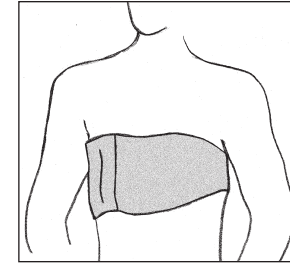
# Deluxe Straight Shoulder Immobilizer

## APPLICATION INSTRUCTIONS

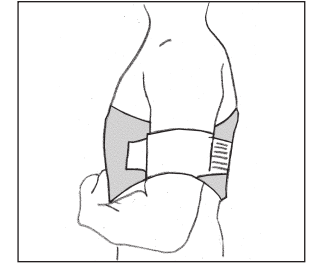


**STEP 1** Separate components from the immobilizing swathe for ease of application.

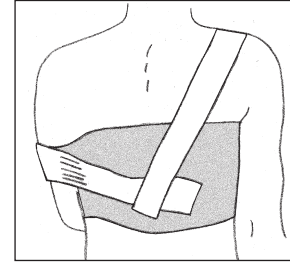
*\* Female immobilizing swathe pictured*



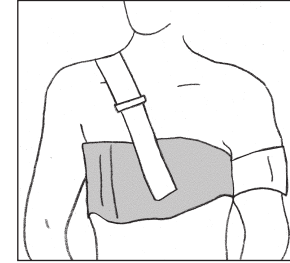
**STEP 2** Secure immobilizing swathe around chest area with cut out portion under the arm that is to be immobilized. (Place cut out portion under breasts on female).



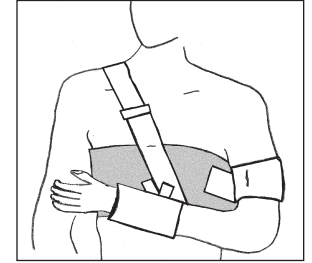
**STEP 3** Attach humeral cuff to immobilizing swathe securing with hook closure. Place shorter strap around arm and secure by wrapping the long strap over the arm and fastening in back.



**STEP 4** Place adjustable shoulder strap over unaffected shoulder and secure to the back of the immobilizing swathe.



**STEP 5** Adjust shoulder strap for length and secure to front of the immobilizing swathe.



**STEP 6** Secure wrist/hand cuff to immobilizing swathe. Wrap and secure wrist as shown above.



Manufactured For:

BREG, Inc. 2611 Commerce Way | Vista, CA 92081

P: 800.321.0607 | F: 800.FAX.BREG

www.breg.com

AW- 1.00303 Rev A 1210