

BOA LITE

Compression Back Brace


Instructions For Use

Indication: Acute and chronic low back pain • Post-Operative Support • Activity related low back pain • Disc herniation



Contraindication: Pregnancy and Circulation, Pulmonary, Cardiovascular or Skeletal conditions which have the risk to be made worse as a result of compression and/or pressure.

Please read these instructions completely and carefully before applying this brace. Correct application of the brace is important for proper function.


APPLICATION AND FITTING INSTRUCTIONS




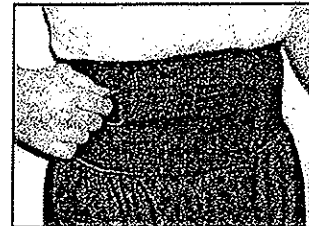

1. Position and fasten the pull-handle as close as possible to the compression panels and fully extend the cord.



2. Referencing the attached label for correct brace orientation, position the brace around the waist and fasten. The pull-handle will be on the left side. The soft lining will be against the body.



3. For proper fit and compression, center the spine between the two side panels and position symmetrically on waist.



4. To apply compression, grasp the pull-handle and pull to the right. After the desired level of compression is achieved, fasten the pull-handle to the contact strip on the side panels.

Brace Sizing Guide (measurement taken at waist)

Small: 26"- 32"
Medium: 32"- 38"
Large: 38"- 43"
X-Large: 43"- 48"

CARE INSTRUCTIONS

Hand wash in cold water using mild soap. Rinse thoroughly, dry with towel then air dry completely. If not rinsed thoroughly, soap residue may cause skin irritation and material breakdown.

WARNING

If you experience pain, swelling, or sensation changes as a result of wearing this brace, consult your healthcare provider immediately. If any fraying or deterioration of the cording is noticed, discontinue use.

Distributed by:



EC Rep
MDSS GmbH
Schiffgraben 41
D-30175 Hanover, Germany

Vista, CA 92081

P/N: 1.90113 Rev. A

